



COLLECTION MOLL



Art.-Nr. 03507/310401 Broschüre Collection Moll, englisch, 03/13



KEUCO



.molldesign – Reiner Moll

The COLLECTION MOLL is homage to the love for good design of fittings and accessories. Their name is homage to Reiner Moll, of molldesign, who has been working together with KEUCO for the past 20 years and has also given the collection a face. In the following interview Reiner Moll gives an insight of his work.

MR. MOLL, YOU HAVE BEEN WORKING TOGETHER WITH KEUCO FOR THE PAST 20 YEARS – WHAT IS YOUR RECIPE FOR THE SUCCESS OF SUCH A LONG LASTING COOPERATION?

I think one of the most important points is that we value each other – that is what has made the cooperation over the past 20 years possible. A further aspect is a particular distance between each other – that is something I have as an external designer. This distance allows enough space for new input, and gives me the chance to develop new ideas so that, even after 20 years of being connected to KEUCO, I can still provide inspiring impulses.

THE COLLECTION MOLL IS A COLLECTION OF FITTINGS AND ACCESSORIES. HOW DO YOU DEFINE GOOD DESIGN IN THIS SEGMENT?

Of course the product functionality should live up to expectations. This is what has to be considered when looking for the right design. However, the decisive criterion is the “poesy” of the product, the sensual appearance. Thus, that is what makes the product likeable and desirable for the person looking at it. That is why the fittings and accessories of the new collection should radiate sculptural usefulness and enchant with sensual feeling. Besides, when designing a complete series, one must not only look at the individual product – it stands in a complex

combination with the complete collection and only appeals when in the right context. The art is to give each one a unique character and at the same time, give it characteristic features of the “family”. The relation between the different products has to be recognizable and the optical interaction must result in a harmonious whole – comparable with soloists in a complete ensemble of an orchestra.

WAS THERE A SET GOAL, A PHILOSOPHY OR A SPECIAL CHALLENGE DURING THE DEVELOPMENT OF COLLECTION MOLL?

A special challenge with this collection was to tidy up the prejudgment saying that design always has to be expensive. When designing a bathroom as an individual habitat, not only factors such as function and comfort, design and quality play a big role when making a decision to buy – but also an attractive price. What is more, is the question concerning quality made in Germany. More and more consumers think in the same way: They want genuine, authentic products. They feel responsible for their environment and the social aspects of the production process. The decision to buy is considered a statement. Briefly speaking, design has not only to do with shape and function. We are just experiencing how an extended notion for aesthetic and quality is being asserted. With this in mind, I have designed the new KEUCO fittings and accessories collection.



INSPIRATION AND INNOVATION




The COLLECTION MOLL lets fittings and accessories shine in a new light: An inspiring design, highest innovative details and needless to say, the complete KEUCO competency for precise workmanship and durable quality. The unobtrusive, sleek design gives the collection a lightless and timeless beauty that bears the signature of the designer Reiner Moll, and harmonises with numerous KEUCO washbasin and furniture ranges.



COLLECTION MOLL

FREEDOM LIES IN THE VARIETY

The product diversification of the COLLECTION MOLL is also reflected by the range of fittings. The diverse variety makes sure to find a tailor-made solution for any imaginable constellation. They impress both through their high level of "Made in Germany" quality as well as through their attractive design. The exceptionally high quality level of material and workmanship make the products a sustainable investment. In addition to durable technology and a design style that can be combined in different ways, the on-wall fittings are also characterized by functional elements. They therefore offer useful storage space for bathing and showering utensils near the bath tub or in a shower.





IDEAS RIGHT DOWN TO THE LAST DETAIL



The sponge basket, with its integrated, retractable shower squeegee, demonstrates what aesthetically technical innovations could look like. After use, the shower squeegee disappears into the sponge basket, which is open at the bottom so water can drain away. The high quality and sturdy removable plastic insert is hygienic, durable and easy to clean.





BIG APPEARANCE AT THE WASHBASIN



The COLLECTION MOLL accessories make the washbasin appear like a big stage. A brilliant chrome finish and solid materiality make the high quality of the fittings and accessories eminently tangible. In addition to the real crystal soap dish and tumbler, the lotion dispenser made of matt glimmering synthetic material – available in white or anthracite – captivates with its ease of care.

MASSIVE VARIETY

One can hang up, hang up or hang up a towel: From a towel ring and towel hook, via a single or double-armed towel holder. The COLLECTION MOLL offers a generous collection for an attractive bathroom design style. The towel ring, for example, is made entirely in one piece and its seamless aesthetic stands out. The ergonomically designed towel rail invites to be touched.



STYLE AND FUNCTION



Maximum functionality and attention to detail are also special features of COLLECTION MOLL products for the WC. For example, the toilet brush set, in which the brush hangs in the brush holder and therefore avoids looking directly at the brush.



AESTHETIC FOR THE PUBLIC

Thanks to the wide range of COLLECTION MOLL products, the fittings and accessories are not only for private bathrooms, but are also suitable for public places. Therefore the paper towel dispenser with matching waste bin rounds off the range of products especially thought for these places.



PRODUCT OVERVIEW

COLLECTION MOLL



12701



12707



12715



12718 / 12719



12720 / 12722



12721



12750



12752



12755

12701
Towel rail
400, 600, 800 mm

12707
Towel rail
300 mm

12715
Towel hook

12718 / 12719
Towel holder
with 2 arms, fixed
Projection: 340, 450 mm

12720 / 12722
Towel holder
1 arm, fixed
Projection: 340, 450 mm

12721
Towel ring

12750
Tumbler holder
with crystal glass tumbler

12752
Lotion dispenser
with plastic cup, matt,
in white or anthracite
complete with holder and pump,
for liquid soap
Capacity: approx. 180 ml

12755
Soap holder
with removable crystal soap dish



12757



12758



12759



12760



12762



12763



12764



12785



12788



52702



52704



52709



52720



52772



52772

12757
Shower basket for corner
metal basket with removable insert
in white or anthracite

12758
Shower basket
metal basket with removable insert
in white or anthracite

12759
Shower basket
metal basket with removable insert
in white or anthracite
with integrated glass scraper

12760
Toilet paper holder
with lid,
for 100 mm wide paper rolls

12762
Toilet paper holder
open form,
for 120 mm wide paper rolls

12763
Spare paper holder

12764
Toilet brush set
with lid,
synthetic insert, brush with handle
and spare brush head
in white or anthracite

12785
Paper towel dispenser
wall mounted
in white or anthracite

12788
Waste bin
wall mounted
in white or anthracite
Capacity: 25 l

52702
Single lever basin mixer
with/without pop-up waste,
1-hole installation, cartridge mixer
with ceramic sealing gaskets and
temperature limiter

52704
Single lever basin mixer
medium-size version
with/without pop-up waste,
1-hole installation, cartridge mixer
with ceramic sealing gaskets and
temperature limiter

52709
Single lever bidet mixer
with pop-up waste,
1-hole installation, cartridge mixer
with ceramic sealing gaskets and
temperature limiter

52720
Single lever bath tub mixer
exposed
cartridge mixer with ceramic sealing gaskets
and temperature limiter,
with automatic diverter

52772
Single lever bath tub and shower mixer
concealed
set complete with: handle, sleeve, diverter, rosette
and installation unit
suitable for rough part no. 59970 (Flexx Boxx)
(Flexx Boxx to be ordered separately)

52772
Single lever bath tub mixer
concealed
with safety device
set complete with: handle, sleeve, diverter, rosette
and installation unit
suitable for rough part no. 59970 (Flexx Boxx)
(Flexx Boxx to be ordered separately)



52774



51645



52724



52726



52771



52773



51686/51688



51686/51689



52785



51680



54947



54991



59991



54995

52774
Thermostat battery
concealed
with shut-off valve and diverter,
safety cut-off at 38°C,
set complete with: handle, sleeve, diverter, rosette
and installation unit
suitable for rough part no. 59970 (Flexx Boxx)
(Flexx Boxx to be ordered separately)

52726
Thermostat battery for shower
exposed
handle with 50% water consumption regulation,
safety cut-off at 38°C

51645
Bath filler/spout DN 20
suitable for all concealed fittings
Projection: 173, 223 mm

52771
Single lever shower mixer
concealed
set complete with: handle, sleeve, rosette and
installation unit
suitable for rough part no. 59970 (Flexx Boxx)
(Flexx Boxx to be ordered separately)

52724
Single lever shower mixer
exposed
cartridge mixer with ceramic sealing gaskets
and temperature limiter

52773
Thermostat battery
concealed
with ceramic stop valve,
safety cut-off at 38°C,
set complete with: handle, sleeve, diverter, rosette
and installation unit
suitable for rough part no. 59970 (Flexx Boxx)
(Flexx Boxx to be ordered separately)

51686/51688
Overhead shower with wall outlet DN 15
Ø 180 mm, with shower head rail,
restricted flow rate 15 l/min
Projection: 300, 450 mm

52785
Hand shower sliding rail
complete with:
– rail 900 mm
– sliding bracket
– spacer disc

54991
Wall bracket for hand shower
for shower hoses with conical nuts

51686/51689
Head shower with ceiling outlet DN 15
Ø 180 mm, with shower head rail,
restricted flow rate 15 l/min
Projection: 100, 300 mm

51680
Hand shower
with anti limescale device
Functions:
– normal jet
– soft jet

59991
Wall bracket for hand shower
for shower hoses with conical nuts,
with adjustable tilt angle 20–65°
Projection: 97 mm

54947
Wall outlet for shower hose DN 15
suitable for all concealed fittings

54995
Shower hose DN 15
both ends fitted with conical nut
and twist-protection
1250, 1600, 2000 mm

In accordance with our manufacturer's guarantee declaration, we assume a guarantee of five years for our products, provided that the product was verifiably purchased and installed by a franchised trade dealer.

The guarantee period commences with the date of delivery ex works. The statutory warranty period is included in the guarantee period. This guarantee excludes electrical components and light bulbs.

The extraordinary surface characteristics and extremely fine colour nuances of our products can only be reproduced to a certain degree in print. Only the original KEUCO products, which can be viewed in sanitary trade dealers' showrooms, can provide you with an optimum impression.

Reproduction and copying, even if only excerpts, are only permitted by explicit permission of the manufacturer, and with the inclusion of source information
KEUCO GmbH & Co. KG, Postfach 1365, D-58653 Hemer

We reserve the right to make engineering changes for the purpose of improvement, as well as colour and design changes that are deemed necessary. Errors and omissions excepted.

Our articles are sold exclusively through sanitary wholesale.

Concept, design and lithography: Kontrast Communication Services GmbH, Düsseldorf
Text: KEUCO, Kontrast Communication Services GmbH, Düsseldorf
Photography: Stephan Schacher, New York; Casa, Münster; provideo & fototeam, Menden; Eva Gaida, Aalen
Printing: Meinders & Elstermann GmbH & Co. KG, Belm, Osnabrück
Printed on GALAXI Keramik. Supplied by Papier Union.

For more information please visit www.keuco.de

